

ADULT PERSONALITY INVENTORY (API)

by

Samuel E. Krug, Ph.D.

Individual Assessment Report

Name.....Jim Sample
Sex.....Male
Age.....32
Date.....March 31, 2010

The Adult Personality Inventory measures a variety of relatively stable characteristics that help to understand present behavior patterns and to predict future performance. This Report describes individual strengths, interpersonal style, and considers implications for career choice and life style programming.

The Report contains personal information about the individual that should be treated confidentially and responsibly. Consider it in the context of what else is known about the person, including interests and goals, skills and aptitudes, past achievements, and current options open to the individual.

Published and distributed by IPAT, Inc., P.O. Box 1188, Champaign, Illinois. Copyright (C) 1984, 1986 by MetriTech, Inc., 111 North Market Street, Champaign, Illinois. All rights reserved. "Adult Personality Inventory" is a trademark of MetriTech, Inc.

PART 1

PERSONAL/MOTIVATIONAL FACTORS

This part of the Report deals with patterns that characterize broad segments of behavior, including overall adjustment, cognitive style, and achievement orientation.

Mr. Sample has a high need for achievement. He's results oriented and actively strives to reach challenging goals and improve himself.

Mr. Sample reports being persistent and careful. He approaches tasks in an orderly way and usually finishes whatever he starts. He likes to see things go according to schedule. However, he may sometimes be too rigid and inflexible to adapt to changing circumstances.

Mr. Sample describes himself as being somewhat above average in terms of emotional maturity and level of personal adjustment. More than many other people, Mr. Sample is likely to feel that he has the resources he needs to cope with stress and new challenges that face him.

Mr. Sample shows a good balance of objectivity and sensitivity in the decisions he makes. He usually is logical and rational in his approach to problems, but tries to be sensitive to the feelings of other people and the impact his decisions may have on them.

His profile is that of a person who is above average in creativity. Mr. Sample is flexible in his thinking and, on occasion, he can be counted on to generate novel solutions to problems.

He may be described as above average in independence. Mr. Sample prefers to make his own decisions. Mr. Sample can usually adjust to taking orders from other people, although it may require a little extra convincing to make him do so.

Mr. Sample is likely to experience some difficulty when situations call for him to interact with others. He doesn't appear to mix as easily or participate as often in social activities as many other people.


PART 2

INTERPERSONAL FACTORS


This section of the Report focuses on how Mr. Sample relates to other people. The Adult Personality Inventory evaluates eight different styles, as the chart below shows. Most people's results show high scores in two or three related areas and this leads to fairly consistent predictions about how they interact with others. A verbal summary of the chart follows on the next page.

0 10 20 30 40 50 60 70 80 90 100 %


CARING




ADAPTING




WITHDRAWN



SUBMISSIVE




HOSTILE




REBELLIOUS



SOCIABLE



ASSERTIVE



0 10 20 30 40 50 60 70 80 90 100 %

PART 2

INTERPERSONAL FACTORS

SUMMARY

His relationships with other people are primarily characterized by a relaxed, open, and generally positive attitude toward them. He is not easily disturbed or upset by what other people do and accepts them openly and unconditionally. He has found a sense of contentment and satisfaction in his own life and this carries over into his perception of other people.

He doesn't like to be in charge of other people and may give in quickly when confronted. His self-confidence is easily challenged.

Relationships with others are least likely to be characterized by insensitivity to the needs and feelings of other people.

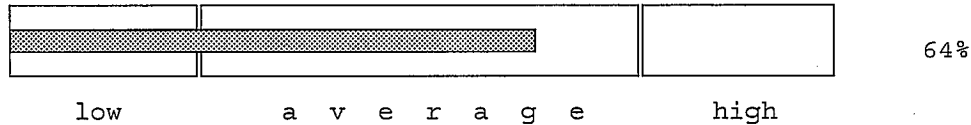
PART 3

CAREER/LIFE STYLE FACTORS

Occupational and life style preferences can be considered from the perspective of six different orientations that are each present to some extent in all of us. Of course, they usually aren't equally strong. Consequently, career choices and job satisfaction are most likely to be influenced by the stronger orientations. The following pattern is that reported by Mr. Sample.

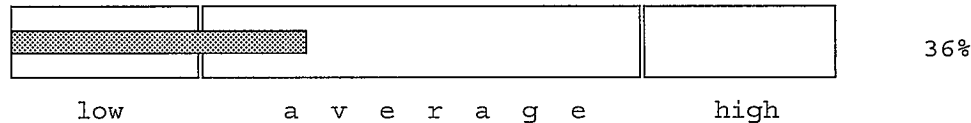
PRACTICAL

This component reflects a preference for dealing with problems that require concrete solutions. High-scoring people are strongly oriented to practical realities.



SCIENTIFIC

This component reflects the extent to which the person is drawn to explore problems analytically. High-scoring people are stimulated by opportunities to use their investigative and deductive skills to find new solutions.

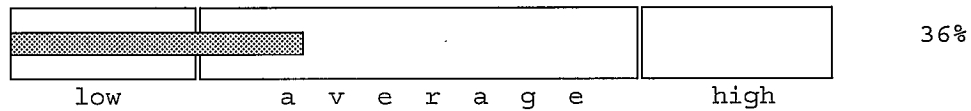


PART 3

CAREER/LIFE STYLE FACTORS

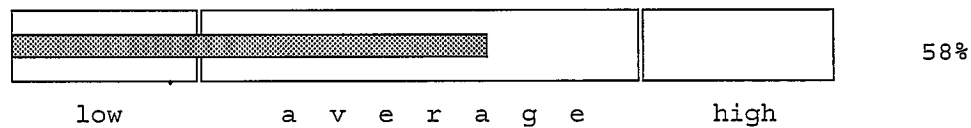
AESTHETIC

This component blends artistic sensitivity and intellectual resources. Such a combination usually leads people who score high on this scale to be most comfortable in work settings that allow them to express their imagination and creativity.



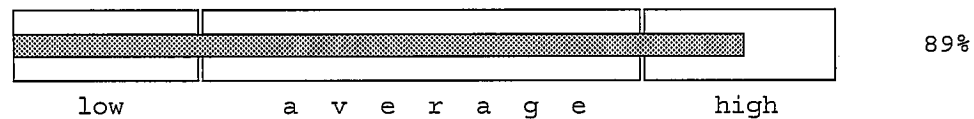
SOCIAL

This component reflects degree of involvement with other people. Higher-scoring people are more comfortable in work settings that allow them to interact with other people, often in roles in which they can take care of other people.



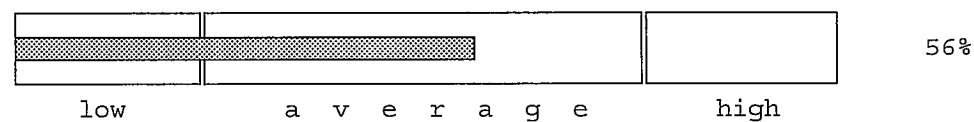
COMPETITIVE

People who score high on this component are very likely to be described as bright and enterprising. They are oriented toward business. They have the intellectual skills and practical determination to take on difficult tasks despite obstacles they may encounter along the way.



STRUCTURED

Scores on this scale reflect preferences for well-defined activities and unambiguous job requirements. High-scoring people value steady, even progress toward goals.



PART 4

TECHNICAL APPENDIX

Name.....Jim Sample
 Sex.....Male
 Age.....32
 Date.....March 31, 2010

NOTE

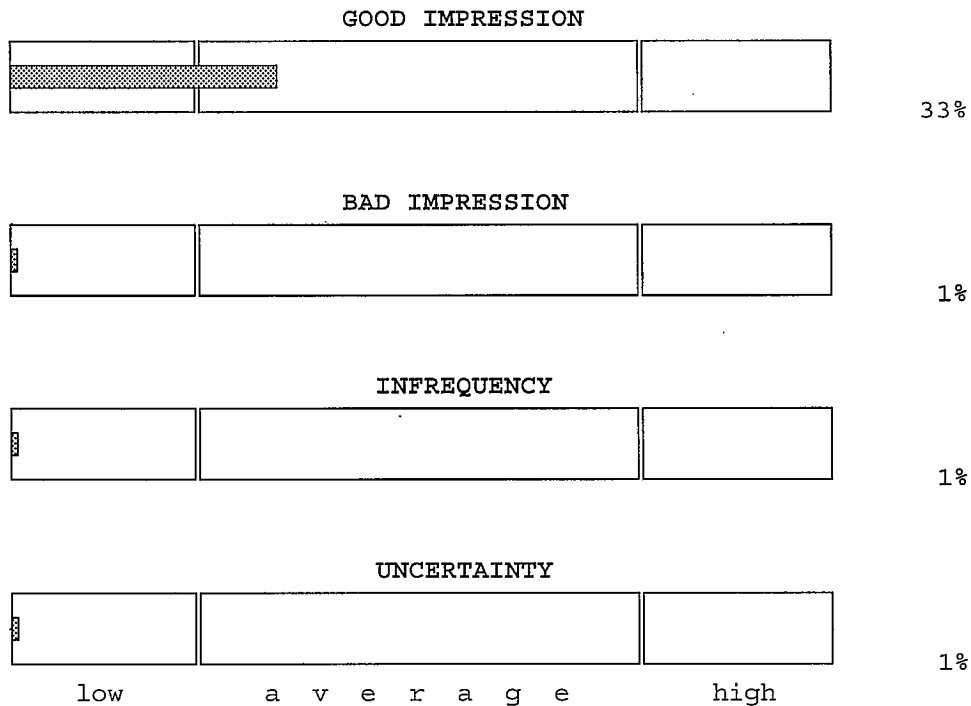
The material in this Appendix requires some technical know-
 ledge and a thorough familiarity with the test Manual to be
 interpreted properly. It is not intended to be shared dir-
 ectly with the client.

Profile Pattern Code

The code that corresponds to Mr. Sample's score pattern
 is 2222. This pattern occurs more frequently than normal.
 For additional interpretive hypotheses regarding this Report, see
 "Interpreting 16 PF Profile Patterns," which is available from IPAT.

Stylistic Factors

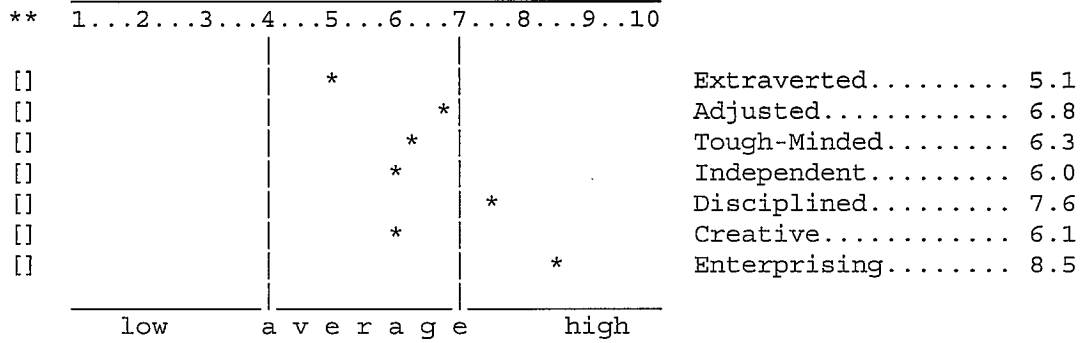
Four response style scales are scored in the Adult Person-
 ality Inventory to check how different test-taking attitudes
 may have operated to produce the score profile. In this case,
 all indicators are within normal limits. The Report results
 can be accepted as accurate and reliable, as the chart below shows.



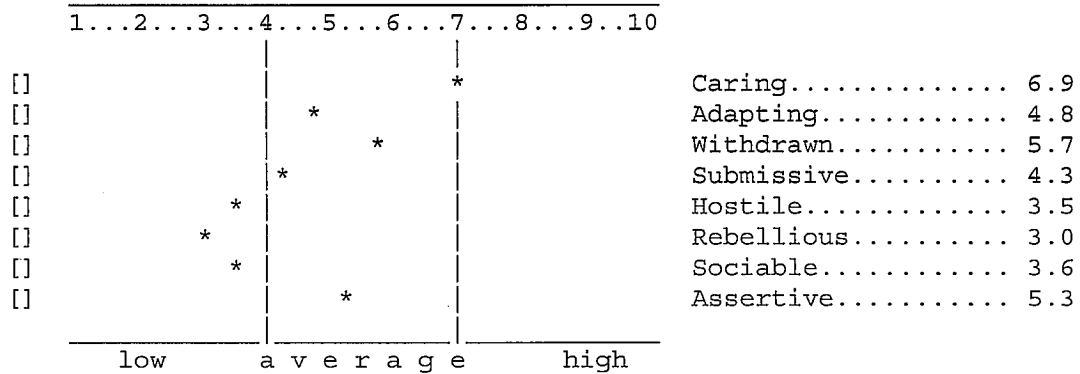
PART 4

TECHNICAL APPENDIX

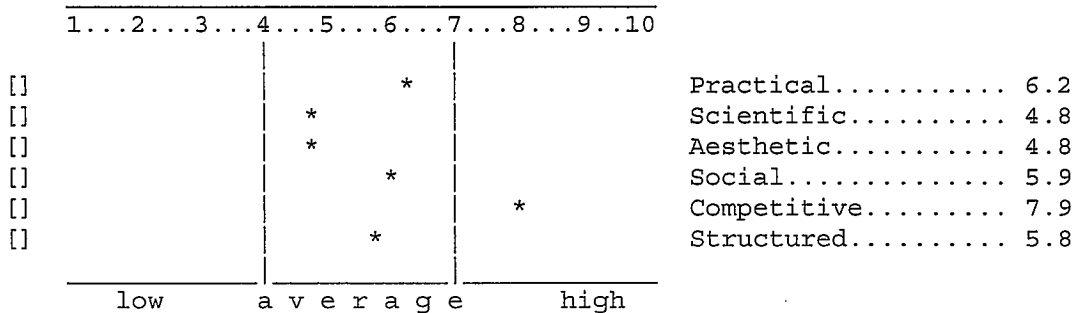
PERSONAL CHARACTERISTICS



INTERPERSONAL STYLE



CAREER/LIFE STYLE FACTORS



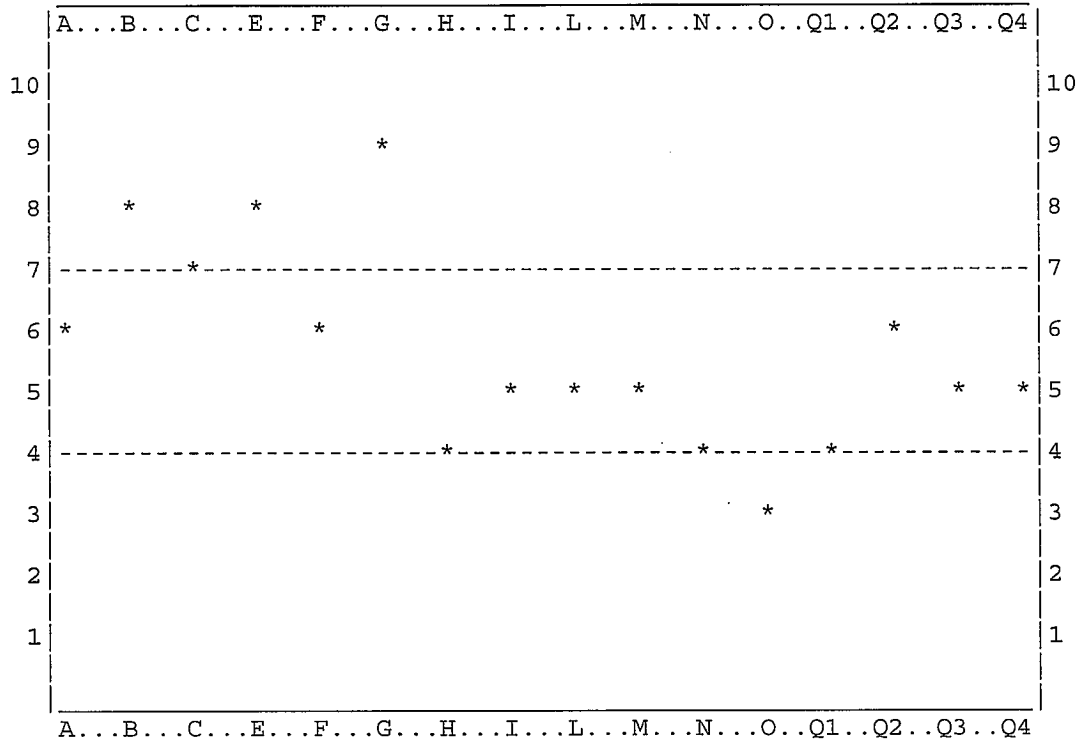
<---TOTAL COMPARISON SCORE

** For use with the Adult Personality Inventory Decision Worksheet

PART 4

TECHNICAL APPENDIX

Primary Trait Scale Profile



Description Range

- A...Warmth.....average
- B...Intelligence.....high
- C...Emotional Stability.....average
- E...Dominance.....high
- F...Impulsivity.....average
- G...Conformity.....high
- H...Boldness.....average
- I...Sensitivity.....average
- L...Suspiciousness.....average
- M...Imagination.....average
- N...Shrewdness.....average
- O...Insecurity.....low
- Q1..Radicalism.....average
- Q2..Self-sufficiency.....average
- Q3..Self-discipline.....average
- Q4..Tension.....average

PART 4

TECHNICAL APPENDIX

Item Summary

This page provides a record of individual item responses. Items answered "True" are represented by "T" and those answered "False" by "F." Uncertain responses are shown as a question mark. Answers to the intelligence items are represented by "a," "b," or "c." The column heading shows the last digit of the item number. The row heading shows the first digit(s). Item 123, for example, will be found in row 12, column 3.

	0	1	2	3	4	5	6	7	8	9
0		F	T	T	T	F	T	?	T	F
1	T	T	F	F	F	T	F	T	?	T
2	F	T	F	F	T	F	F	T	F	F
3	T	T	F	F	T	F	T	T	F	T
4	T	T	F	T	F	T	F	F	?	F
5	F	T	T	F	F	T	T	T	F	F
6	F	T	T	F	F	F	T	T	?	T
7	T	F	T	T	F	T	F	T	F	T
8	F	F	T	T	F	F	T	T	T	T
9	T	T	T	F	T	F	F	F	T	T
10	T	F	F	T	F	F	T	T	T	T
11	F	F	F	F	T	F	T	F	F	F
12	T	F	F	F	F	F	F	F	F	T
13	F	T	F	T	F	T	T	T	F	F
14	T	T	T	F	T	T	T	T	T	T
15	T	T	T	T	F	T	F	F	F	F
16	c	b	c	a	a	a	b	c	b	b
17	c	b	b	a	a	b	c	a	c	a
18	a	b	b	a	b	c	a	b	b	c
19	F	T	F	F	F	T	T	F	T	F
20	T	F	T	T	T	?	T	T	T	T
21	F	F	F	T	T	F	F	T	F	F
22	T	F	F	T	T	T	F	T	T	T
23	F	F	F	T	F	T	F	T	T	T
24	F	T	F	T	T	F	F	T	T	F
25	F	T	T	T	T	T	F	F	T	T
26	T	T	T	T	T	F	F	T	T	T
27	F	F	T	T	T	F	F	F	F	F
28	T	T	T	F	T	T	T	T	F	T
29	T	T	T	F	T	T	F	T	F	T
30	F	T	F	F	F	F	T	T	T	T
31	F	F	T	F	T	F	T	F	F	F
32	T	T	T	T	T					